




Q.brixx S104

Sensor Supply Module



The Q.brixx product line is designed for portable measurements with a high level of flexibility, reliability and accuracy. The range of applications starts from small stand-alone solutions up to networked multi-channel applications in the field of mobile and stationary performance testing and structural monitoring.

The wide range of available modules and the flexibility of the system configuration allows an optimized solution for each single task. Up to 16 modules in one system plus a Controller Unit provide a powerful package with PAC functionality, logging possibilities and an Ethernet TCP/IP interface.

Conclusion: Dynamic signal acquisition up to 100 kHz, inputs and outputs for all types of signals, galvanic isolation of inputs and outputs, multi-channel solutions, high density packaging and intelligent signal conditioning for mobile application.

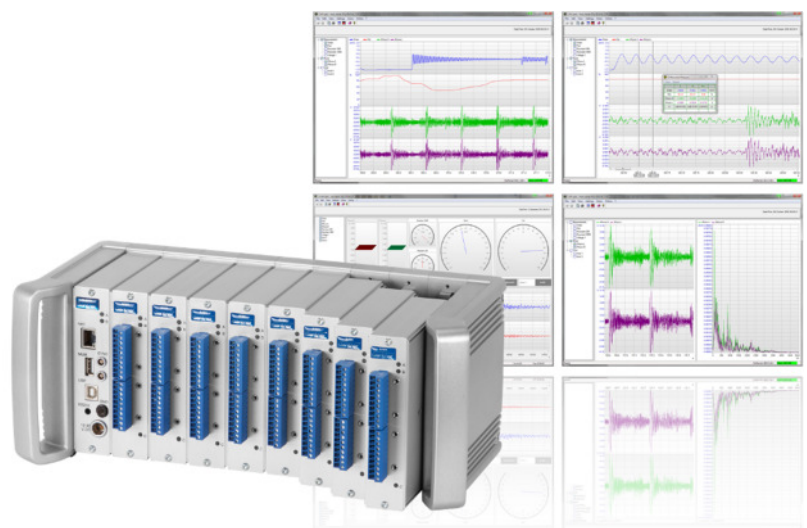
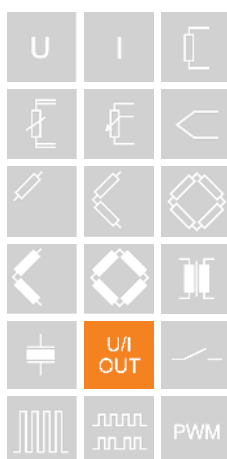
Most important features of the system:

- **High density and flexibility**
up to 16 modules in one system in any constellation, flexible plug selection
- **Test Controller Q.station or Q.gate selectable**
Ethernet TCP/IP for configuration and data transfer, EtherCAT, internal memory expandable by USB device, logging features, PAC functionality, IRIG synchronization for details please see separate Test Controller data sheets
- **Robust and reliable**
stable and compact aluminum housing, easy to carry
electromagnetic compatibility according EN 61000-4 and EN 55011
Temperature range -20 up to +60°C
power supply 10 up to 30 VDC

The Sensor Supply Module S104 offers 4 galvanic isolated voltages to supply sensors.

Most important features of the module S104:

- **4 galvanic isolated voltages**
+5 VDC, +12 VDC, +15 VDC, +24 VDC
- **High possible load**
each voltage is loadable with 5 W
- **Combinations are possible**
voltages can be connected to get combinations like 17 V or 20 V
- **Galvanic isolation**
each voltage is galvanic isolated with 1.5 kV





Q.brixx S104

Sensor Supply Module

Output Voltage										
Number	4									
Voltages	+5 VDC	+12 VDC	+15 V	+24 V						
Max.current	1 A	0,42 A	0,33 A	0,21 A						
	short circuit protected									
Isolation voltage	1.5 kVDC									
Environmental										
Operating temperature	-20°C up to +60°C									
Storage temperature	-40°C up to +85°C									
Relative humidity	5 % up to 95 % at 50°C, non condensing									
Connector Pin Assignment										
Connector 1 and Connector 2	1	2	3	4	5	6	7	8	9	10
Function	NC	+	GND	+	GND	+	GND	+	GND	NC
		5 V		12 V		15 V		24 V		
	The pins by numbers of connector 1 and connector 2 are switched together									

Please note:

- The module S104 is not a measurement or I/O module and will not communicate with the Q.gate (Test Controller).
- It is not necessary to configure the Module S104.
- The entire power supply must be strong enough to provide the voltages of the S104 also.
- The plug-in position of the S104 is not relevant for the function.
- The module will not be recognized by the configuration software test.commander.
- The LEDs on the front panel have no function.
- Only one S104 can be used in one System.

Valid from July 2015. Specification subject to change without notice
DB_Q.brixx_S104_E_22.docx